


# PH 3-2½ Wall

The fixture is designed based on the principle of a reflective three-shade system, which directs the light downwards. The shades have a matt white painted interior surface, diffusing the light in a comfortable way.



## Product info

### Mounting

Terminal block: 1x3x2.5mm<sup>2</sup>. Cable entries: 2x bottom + 3x rear entries for Ø 10-14.5mm cable. Looping: Approved, max. 3x1,5mm<sup>2</sup>.

### Finish

Black, powder coated.

### Materials

Top shade: Spun stainless steel. Middle/lower shade: Spun stainless steel. Shadeholder: Form pressed glass. Wall box: Die cast aluminium. Wall box cover: Spun aluminium. Arm: Stainless steel.

### Sizes and weights

Width x Height x Length (mm) | 283 x 239 x 336 Max 2.4 kg

### Class

Ingress protection IP44. Electric shock protection I w. ground.

### Specification notes


The innovation of light sources is ongoing. Consequently we only inform about the max. wattages. On [www.louispoulsen.com](http://www.louispoulsen.com) we update a list of recommendable light sources.

### Light source

1x60W E27



## Product family



PH 3-2½ Bollard

## Product variants

### Light source

1x60W E27

# Product description

The fixture is designed based on the principle of a reflective three-shade system according to PH's logarithmic spiral. The size of the three shades is adjusted for optimum performance and comfort. A straight wall arm mounted in a round wall box holds the fixture. Is a member of a product family for both outdoor and indoor. Iconic design.

---

## Mounting

Back plate dimension: 5.9" diameter. Mounts over outlet box. Requires 3 x 0.38" bolts and anchors or similar hardware suitable for wall material (not provided). Caulking required between wall and back plate for wet locations (not provided). (USA only)

---

## Light description

The fixture emits symmetrical light directed downwards.

---

## Design

Poul Henningsen

---

## Material

Shades: spun stainless steel, 1.0mm (0.04") thick, powder coated black.  
Arm: extruded stainless steel, 1.5mm (0.06") thick, powder coated black.  
Shield: clear pressed glass, 5mm (0.2") thick.  
Mounting plate: die-cast aluminum, 6mm (0.24") thick.  
Plate cover: spun aluminum, 1mm (0.04") thick, powder coated black.  
Socket: Porcelain, medium base for A-19, frosted envelope lamps.

---

## Weight

2.38

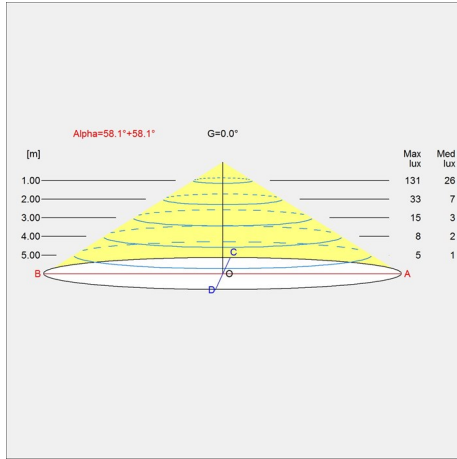
---

## Finish

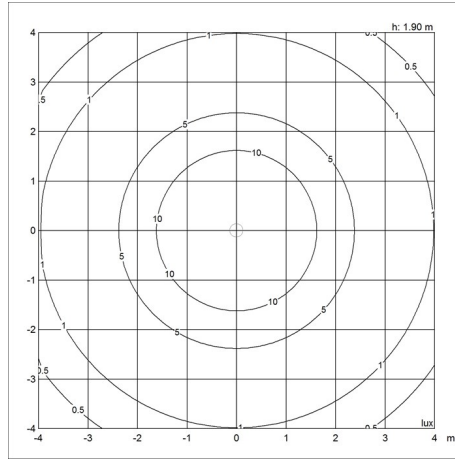
Black

# Light distribution diagrams

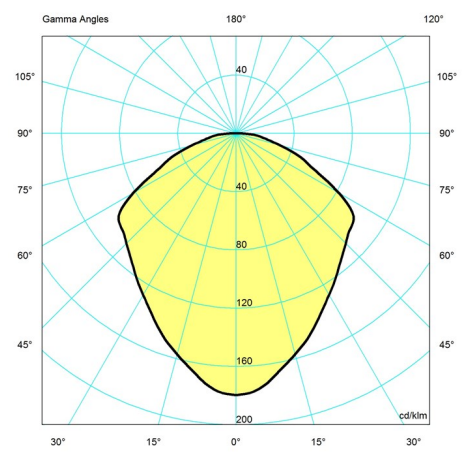
**Cartesian**



**Isolux**



**Polar**



## Spare parts & accessories

**Product**

- PH 3-2½ Bollard/Wal top screws 3 pcs black
- PH 3-2½ Bollard/Wal glass
- ANTI-THEFT SCREWS 3 PCS M4X25, ST. STEEL

**Variant number**

- 5747293405
- 5747293418
- 5743145405